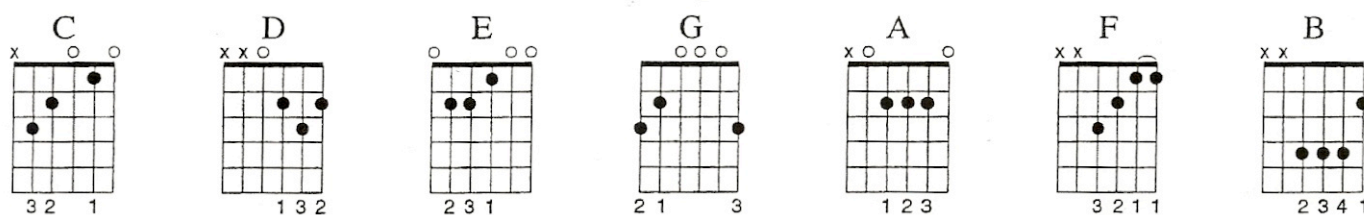


Open Position Chords

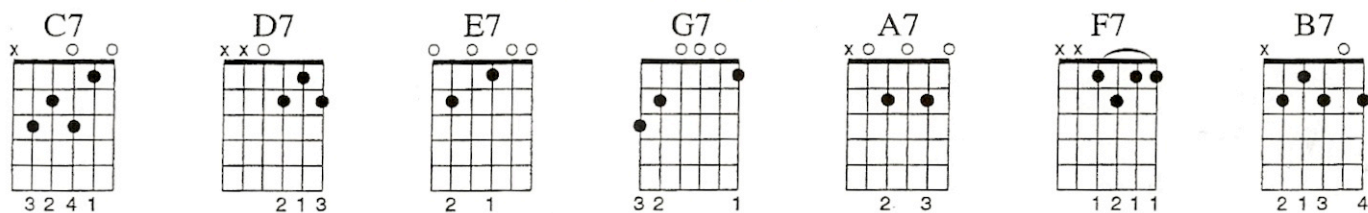
The first 21 chords we'll learn are **major**, **minor**, and **dominant chord** types built from the seven natural root notes (A-B-C-D-E-F-G). These are termed "natural" since their letter names are not used in combination with a sharp (#) or flat (b). The letter is also called the root. The root gives the chord its name and also functions as the first note in the respective chord's scale.

Memorize each chord with its correct name. Learn to interpret the diagram and utilize the fingerings given. Try other fingerings that seem reasonable and find your personal preference.

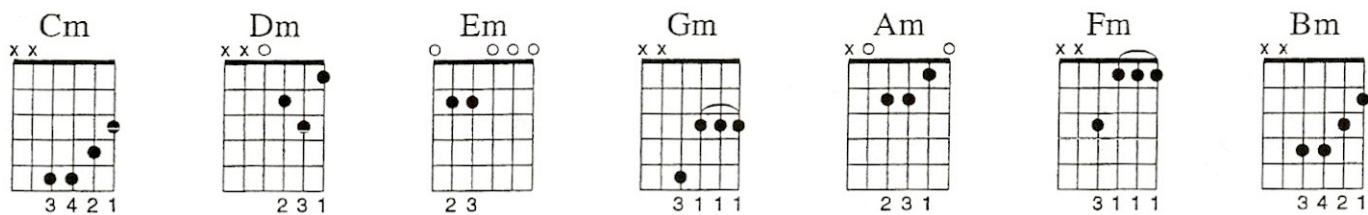
Major



Dominant 7th



Minor



NOTE: The chords above are the most common and practical chord shapes in open position. Chords that have sharps or flats in the root (e.g. Abm) are best dealt with as "barre" or "moveable" chord forms.